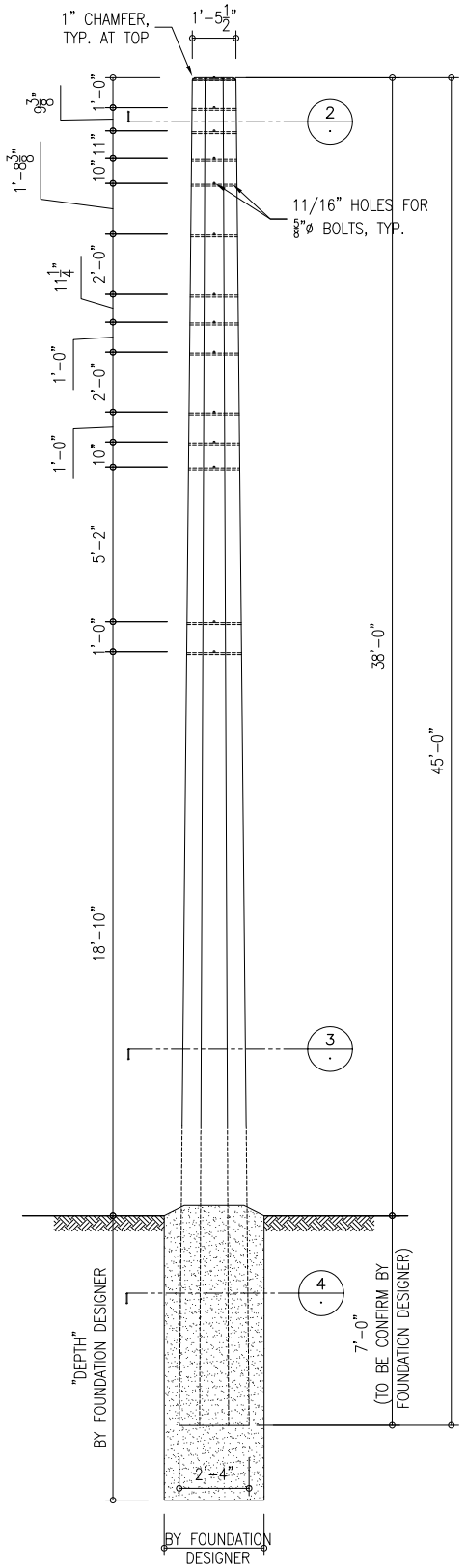

1 UTILITY POLE ELEVATION

Scale: 5/16" = 1'-0"

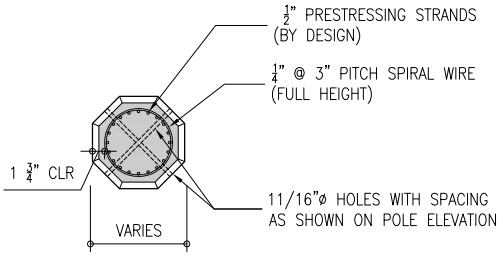

2 SECTION NEAR TOP

Scale: 3/4" = 1'-0"

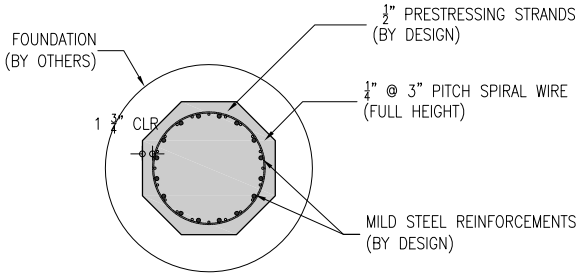

3 SECTION NEAR GROUNDLINE

Scale: 3/4" = 1'-0"

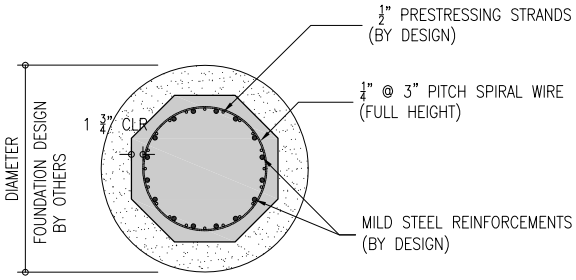

4 SECTION AT FOUNDATION

(NEAR BUTT) Scale: 3/4" = 1'-0"

DESIGN CRITERIA

Basic wind velocity	V = 195 MPH
Exposure category	= C
Wind directionality factor	Kd = 0.95 (for octagonal pole)
Topographic factor	Kzt = 1.0
Gust Effect factor	G = 0.85
28th-day concrete strength	f'c = 6,500 PSI
Strand ultimate strength	fpu = 270 ksi (ASTM A416)

NOTES ON PRESTRESSED OCTAGONAL CONCRETE POLES

1. PRESTRESSED CONCRETE OCTAGONAL POLES DESIGN ARE BASED ON THE PROVISIONS OF THE FOLLOWING STANDARDS
   - 1.1 IBC-2012
   - 1.2 ASCE 7-10
   - 1.3 ACI 318-11
2. REFER TO ELECTRICAL DRAWINGS FOR ELECTRICAL MOUNTING REQUIREMENTS
3. METHOD OF EMBEDMENT IS NOT PART NOR THE RESPONSIBILITY OF THE PRESTRESSED CONCRETE POLES MANUFACTURER. POLE EMBEDMENT LENGTH SHALL BE COORDINATED WITH THE MANUFACTURER PRIOR TO PRODUCTION OF POLES.
4. FOR THE PURPOSE OF DETERMINING THE TOTAL LENGTH OF POLE, EMBEDMENT LENGTH WAS ESTABLISHED USING A RULE OF THUMB WHICH IS 10% OF THE TOTAL POLE LENGTH PLUS 2 FEET ROUNDED TO THE NEAREST FOOT.

NO.	REVISIONS	DATE

ROCKY MOUNTAIN PRECAST, LLC

DRAWN BY: DATE:	CHECKED BY: DATE:
JOB NUMBER:	DETAIL NO: PP-45_38