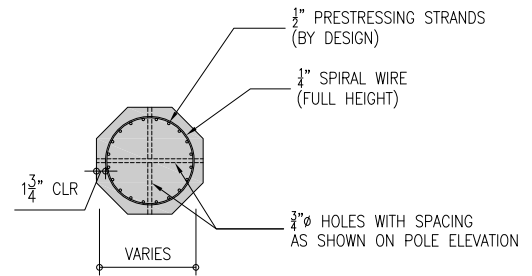
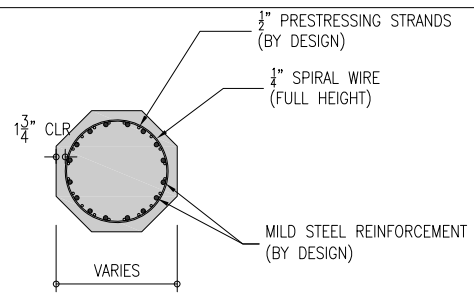


POLE WEIGHT = 20,800 LBS

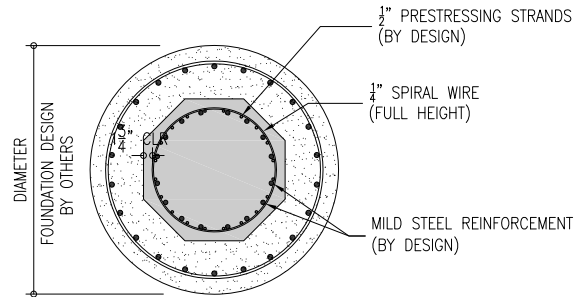
1 LIGHT POLE ELEVATION
Scale: 3/16" = 1'-0"



2 SECTION NEAR TOP
Scale: 3/4" = 1'-0"



3 SECTION NEAR BASE
Scale: 3/4" = 1'-0"



4 SECTION AT FOUNDATION
Scale: 3/4" = 1'-0"

DESIGN CRITERIA

Basic wind velocity	V = 170 MPH
Exposure category	C
Wind directionality factor	Kd = 0.95 (for octagonal pole)
Gust effect factor	G = 0.85
28th-day concrete strength	f'c = 6,500 PSI
Strand ultimate strength	fpu = 270 ksi (ASTM A416)

NOTES ON PRESTRESSED OCTAGONAL CONCRETE LIGHT POLES

- PRESTRESSED CONCRETE OCTAGONAL LIGHT POLES DESIGN ARE BASED ON THE PROVISIONS OF THE FOLLOWING STANDARDS
 - IBC-2009
 - ASCE 7-05
 - ACI 318-08
- REFER TO ELECTRICAL DRAWINGS FOR ELECTRICAL LIGHTING AND MOUNTING REQUIREMENTS
- METHOD OF EMBEDMENT IS NOT PART NOR THE RESPONSIBILITY OF THE PRESTRESSED CONCRETE POLES MANUFACTURER. POLE EMBEDMENT LENGTH SHALL BE COORDINATED WITH THE MANUFACTURER PRIOR TO PRODUCTION OF POLES.
- FOUNDATION ENGINEER TO PROVIDE EMBEDMENT DEPTH AND FOUNDATION DESIGN. FOR THE PURPOSE OF DETERMINING THE TOTAL LENGTH OF POLE, EMBEDMENT LENGTH WAS ESTABLISHED USING A RULE OF THUMB WHICH IS 10% OF THE TOTAL POLE LENGTH PLUS 2 FEET ROUNDED TO THE NEAREST FOOT.

NO.	REVISIONS	DATE



DRAWN:	CHECKED:
BY:	BY:
DATE:	DATE:
JOB NUMBER:	DETAIL NO:
	LP-55